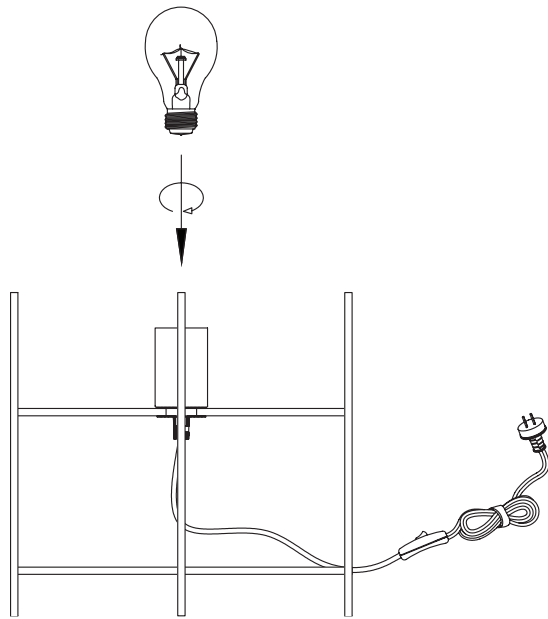


amalfi

ASSEMBLY INSTRUCTIONS
GROVE LAMP

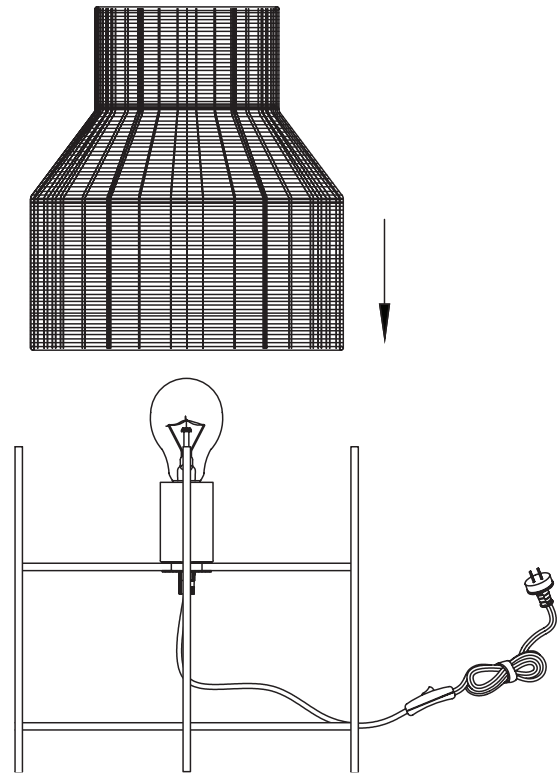
ITEM NO: LXTL 266

STEP 1



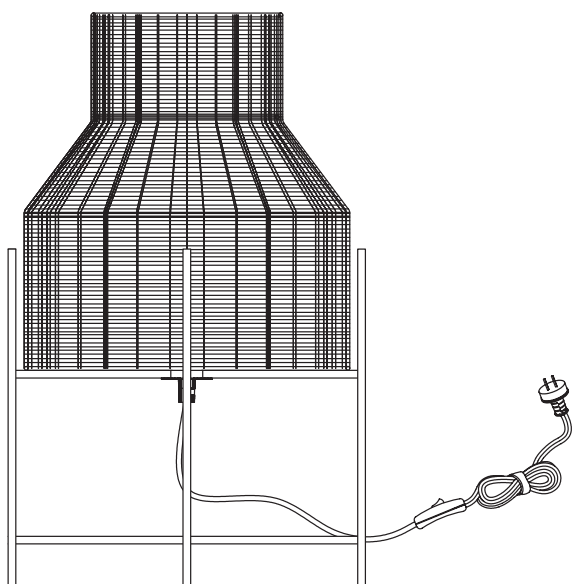
Place the bulb over the lamp holder.

STEP 2



Place the lampshade in base.

FINAL



CAUTION

- For indoor use only.
- Use Max. 40watt E27 bulb.
- Before cleaning the lamp, ensure it is switched off.
- Before replacing the bulb, ensure the plug has been pulled out from socket and the lamp has cooled down.
- Do not pull the plug out of the socket with wet hands.
- If the external flexible cable or cord of this lamp is damaged, it shall be exclusively replaced by a qualified person to avoid a hazard.